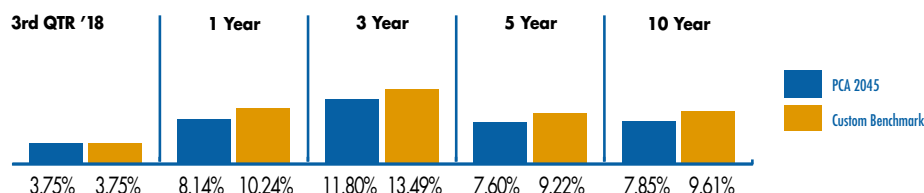


Investment Objective: To provide the highest level of long term return consistent with an emphasis on capital appreciation.

Investment Strategy: Invests in a diversified combination of mutual and separately managed funds using an asset allocation strategy uniquely designed for investors expecting to retire around the year 2045. This fund will gradually become more conservative as the target date approaches.

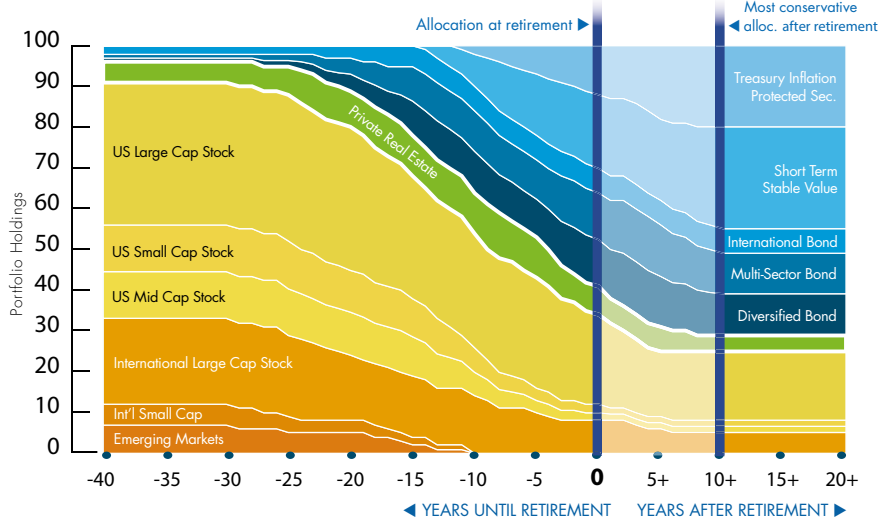
Investment Risk: While an asset allocation strategy is a good tool to reduce portfolio volatility, all investments are subject to risk. This includes the PCA Target Retirement Funds. PCA 2060 – PCA 2040 hold most of the underlying assets in equities and therefore have the potential to earn a high rate of return. However, these funds are sometimes subject to prolonged periods of significant share price fluctuations. Those who are unwilling to accept price volatility should invest in a more conservative allocation with a corresponding lower expected return.

Fund Performance:



Target Fund Illustration:

NOTE: The Glide path illustration (below) reflects the ultimate changes made by the investment committee after the addition of the Real Estate fund, to occur in 2018



At the target date of 2045, the asset mix in this fund is anticipated to be approx. 60% bonds. As illustrated in the Equity Glide Path chart, the asset mix will progressively reduce stock exposure and become more conservative until 2055, when it will become fixed at 24% stocks and 76% bonds.

Target Fund Description: PCA Target Retirement Funds are designed to provide the maximum level of investment assistance for participants who have little interest, time or experience investing in the financial markets. The attraction of the funds is that on-going investment decisions are turned over to an experienced portfolio management team. Its goal is to create a portfolio that is properly diversified and adequately reflects the risk for an investor's current stage of life. Target Funds with dates far out in the future are designed to be more aggressively invested. Over time the fund will gradually become more conservative as investors approach their retirement date and beyond.

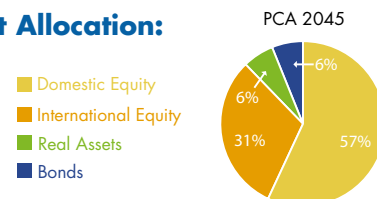
To assist our ministry partners, PCA Retirement & Benefits, Inc. (RBI) has designed twelve Target Retirement Funds that reduce the responsibilities of maintaining a portfolio. Each fund has a number within the target fund name (e.g. PCA 2060). This number refers to the approximate year a participant can expect to retire and begin to gradually withdraw the value of their account in retirement.

The professionals at RBI regularly monitor and adjust each PCA Target Retirement Fund to provide investors with greater stability and reduced risk. To select the correct Target Fund for you, simply pick the fund that is closest to your anticipated retirement year, and then let the experts at RBI do the rest.

Fund Statistics:

Inception Date 6/29/07
Total Net Assets \$42,368,009
Trustee and Plan Administrator:
 PCA Retirement & Benefits, Inc.
 1700 North Brown Rd. Suite 106
 Lawrenceville, Georgia 30043

Asset Allocation:



Fees and Expenses

(1 year as of 6/30/18):

Plan Administration	0.43%
Total Investment Management	0.61%
Total Expense Ratio	1.04%

Benchmark Description:

The 2045 Custom Benchmark was created by applying a series of broad market indexes to the fund's asset allocation. The benchmark is currently made up of 35% Russell 1000, 11.5% Russell Mid Cap, 11.5% Russell 2000, 10.5% MSCI ACWI ex-US, 10.5% MSCI EAFE, 6% MSCI Emerging Mkts Index, 4% ACWI Small Cap ex-US, 3% Bloomberg Aggregate, 2% JP Morgan Global Bond Fund, 5.10% NFIODCE + .90% MSCI US IMI Estate 25/50. The 2045 Custom Benchmark will change over time along with the fund's asset allocation.

Fund Allocation:

International Stock Fund	27.0%
Dodge & Cox The Dreyfus Corporation Aberdeen Asset Management, PLC (CIT)	
International Small Cap Equity Fund Class R6	4.0%
Brandes Investment Partners	
PCA Small Cap Fund	11.5%
Brown Advisory, LLC* Monarch Partners Asset Management LLC	
PCA Mid Cap Value Fund	5.75%
Integrity Asset Management, LLC	
PCA Mid Cap Growth Fund	5.75%
TimesSquare Capital Management, LLC	
PCA Large Cap Value Fund	17.5%
Rhumbline Advisors Huber Capital Management, LLC	
PCA Large Cap Growth Fund	17.5%
Rhumbline Advisors Wedgewood Partners, Inc.	
Multi-Sector Bond Fund	1.5%
Metropolitan West Asset Mgmt., LLC (CIT)	
PCA Diversified Bond Fund	1.5%
Agincourt Capital Management, LLC	
Wells Fargo Stable Value Fund Q*	0.0%
Galliard Capital Management, Inc.*	
Short Term Inflation Protected Securities Index Fund	0.0%
The Vanguard Group, Inc.	
International Bond Fund	2.0%
Franklin Templeton	
Real Estate Fund	6.0%
JP Morgan CDCP*	

* Past performance does not guarantee future results. Due to enduring market volatility, a fund's current performance may be more or less than the result shown above. • Investors should carefully consider each PCA Core and PCA Target Fund investment objective, investment strategy, risk factors, expenses and fees before investing. This and other information about the funds can be found in a fund fact sheet or in a prospectus by visiting our website www.pcarb.org, or by calling PCA Retirement & Benefits, Inc. at

800.789.8765. Read the fund fact sheet or prospectus carefully before investing in a fund.
 • Shares of the PCA Core and PCA Target Funds are not deposits or obligations of any bank, and are not guaranteed by any bank, are not insured by the FDIC or any other agency, and involve risks, including possible loss of the principal amount invested. • An investment in this fund is not guaranteed. • Unaudited
 • *Replaced Principal Funds, Inc. with JP Morgan CDCP 8/3/18.